

The Children's Ministry Presents...

"Virtual" Vacation Bible School 2020



The Windsor Village Church Family

Fresh Fire...New Oil... "A Family Experience"

"And I will pray the Father, and He will give you another Helper, that He may abide with you forever." John 14:16



Student Activity Booklet ■ Primary-Intermediate Levels



Moses and the Burning Bush

BIBLE STORY #1
(EXODUS 3:1-21)



BIBLE STORY #2 Samuel Anoints David



The Story of Pentecost

BIBLE STORY #3
(ACTS 2:1-21)

(1 SAMUEL 16:1-13)

Kirbyjon Caldwell: The Windsor Village Church Family

Leona Ellis: Director of Children's Ministry

Lorna Patterson: Associate Director of Children's Education, VBS Director

Frankie Hall: Administrative Assistant for Children's Ministry, Video Tech

Valerie Orum: "Craftivities" (Art)

Rise Peters: "On 1-Accord!" (Music)

Dierdre Rickets: "Sizzling Science!" (Science)

James Bynum: "Fired-Up for Fitness!" (PE)

Taylor Ferguson: Video Tech, Young Adult Consultant, Praise Team Leader

Brittani Perry: Creative Storytelling & Animations, Young Adult Consultant

"FRESH FIRE | NEW OIL"

Virtual Learning Packet

"And I will pray the Father, and He will give you another Helper, that He may abide with you forever." John 14:16

Children's Ministry Vision and Mission Statements.....	1
Welcome.....	2
Meet the VBS 2020 Team	3
How to Use the VBS 2020 Student Packet.....	4
Vacation Bible School Children's Daily Prayer.....	5
Grade Level Group Names.....	6
I Love VBS! Introductory Activities (Day #1).....	7-8
Fire and Oil Compare and Contrast.....	9
My Prayer Pocket (Primary/Intermediate).....	10-11
On 1- A Chord Music	12-16
Sobre Fuego Para Español (On Fire For Spanish!)	17-19
Moses and the Burning Bush: Bible Reading and Correlating Activities.....	20-41
Samuel Anoints David: Bible Reading and Correlating Activities.....	42-60
Mary Anoints Jesus: Bible Reading and Correlating Activities.....	61-63
The Story of Pentecost: Bible Reading and Correlating Activities.....	64-84
Sizzlin' Science.....	85-86
You Matter!.....	87-89
Karson's Kitchen :VBS Fun Family Snacks and Recipes	90-92
At Home VBS Scavenger Hunt!.....	93
VBS End of Program Certificate.....	94

The Windsor Village Church Family Children's Ministry

The Windsor Village Church Family will be a 21st Century, Book of Acts Church ushering in God's Kingdom on Earth as it is in Heaven.



Children becoming fully devoted followers of Jesus Christ as they grow healthy in their spirit, soul, and body.



OUR GOALS

- To encourage children to live a God-centered life and seek to present the Word of God in an exciting, caring, cutting-edge environment.
- To teach children to pray according to the model prayer. They will study the Bible and discover the ways, commands and character of God as they learn to do what's right in God's eyes.
- To love, care and serve children as we lead them into a relationship with Jesus Christ.
- To help each child to become a victorious, productive Christian in a diverse society as they experience and learn the faith. Children will be encouraged always to obey God.
- To provide a safe, clean, secure and loving environment for children where parents feel comfortable trusting us with their children.
- To provide a variety of fun, wholesome activities for children and their families.

Welcome to the Children's Ministry Presentation of Virtual Vacation Bible School 2020

Welcome to Vacation Bible School 2020! The Children's Ministry is so very excited about this year's theme: *Fresh Fire..New Oil...A Family Experience*. We are also excited about partnering with the youth ministry this year as we share this theme. The stories that the children will be reading in Children's Ministry are: **Moses and the Burning Bush**, **Samuel Anoints David**, and **The Story of Pentecost**. Also included as a bonus is **Mary Anoints the Feet of Jesus!**

**Behold, I will do a new thing,
Now it shall spring forth;
Shall you not know it?
I will even make a road in the wilderness
And rivers in the desert. -Isaiah 43;19**

God is doing something new in the earth. He is resetting us with *Fresh Fire and New Oil*. God is giving every man, woman, boy and girl the purpose and power to change our community, and start a new Kingdom culture. The Holy Spirit is the entity that is leading this. He is giving Fresh Fire.: a purifying fire, based on our love for God. Because we have been in quarantine, we have found our Fresh Fire: PASSION and PURPOSE. Every fire has to have an activator. We have new oil! The approval of GOD. That is, NEW OIL to restore our faith...NEW OIL to repel our fears...and NEW OIL to release our FIRE!!!!

Among the more than 200 times that oil is mentioned in the Bible, the connection is with the Holy Spirit's presence and in the ritual of anointing prophets, priests, and kings. For example, when the prophet-judge Samuel anointed David with oil to be the new king of Israel, the next statement is that "the *Spirit of the Lord came mightily upon David from that day forward*" (1 Sam 16:13). At this point in the history, we have already seen that God's pattern with Moses and the elders of Israel, Joshua, the Judges, and Saul was to empower them by the Spirit for leadership and military prowess. In David's case, all his accomplishments subsequent to being *anointed* by the Spirit are to be seen as empowered by the Spirit. In contrast, the Holy Spirit had abandoned king Saul because of disobedience!

... 'Cloven tongues like as of fire.' ... 'I will pour out of My Spirit upon all flesh.' -- Acts 2:2,3, 17.

Let's begin this family journey as we learn more about the importance of how both fire and oil were used for God's divine purpose in these Bible stories. We are all fired-up for VBS 2020!

Sincerely,

The Children's Ministry Team

Meet The Children's Ministry Team: "Virtual" Vacation Bible School 2020

"FRESH FIRE | NEW OIL"

"And I will pray the Father, and He will give you another Helper, that He may abide with you forever." John 14:16

The Windsor Village Church Family




Leona Ellis,
Children's Ministry Director



Lorna Patterson,
Associate Director of Children's
Education, VBS Director



Taylor Ferguson
Host, Praise and Worship Leader,
Video Tech, Spanish



Joshua Garvin,
Host, Praise and
Worship Leader



Brittani Perry,
Creative Storytelling &
Animations



Jade Stewart,
Host, Dance Choreographer



Rocky Leonard,
Host, Praise and
Worship Leader



Frankie Hall
Children's Ministry Adminis-
trative Assistant, Video Tech



Nubian Outley,
Youth Storyteller



Rise' Peters
"On 1- A-Chord" (Music)



Valerie Orum
"Craftivities" (Art)



Khortlan Becton,
VBS Honorary Hall of Fame



Kamryn Scroggins,
VBS Honorary Hall of Fame



James Bynum,
Fired Up for Fitness!



Diedre Ricketts
"Sizzlin' Science"



Nicole Jalamo
Bilingual Consultant



Kathy Taylor-Outley
Solo Artist
Storytelling in Song



Peggy Collins,
Signing Ministry



Teeba Rose,
Guest Speaker



Pastor Barnett,
Guest Speaker

Many, many thanks to the VBS 2020 Team! All of you were such a pleasure to work with. I truly appreciate your willingness and your attitude with our first "virtual" VBS program. It could not have been successfully achieved without your hard work and dedication to the Kingdom. Thank you for being so "fired-up" for VBS 2020! You are such a blessing to the Children's Ministry! -Lorna Patterson, VBS Director



This packet will serve **Pre-Primary, Primary** and **Intermediate level students**. Not sure of your child's level? Don't worry! We have taken the guess work out of it for you. There are a variety of skill level activities in the booklet that will meet the span of grade levels within the Children's Ministry. The best part is that you and your child get to choose which activities you would like to complete together. Just print only the ones you want to complete. It's just that easy!

This packet is also designed to correspond with the daily "virtual" VBS video segments that will be available to your child each day. You will be given specific links to join in!

What will the Children's Ministry virtual VBS day look like for your child?

Each day will consist of the following activities and much more!

- Praise and Worship...featuring the "FIRESTARTERS" Youth Praise Team!
- Children's Daily Prayer!
- Greetings from the Windsor Village Church Family Leadership!
- **Very Big Stories!** (Bible stories told by awesome storytellers!)
- Bible Readings to read along with your child!
- Engaging video segments!
- On 1-A-Chord! (Music)
- "Sobre Fuego Para Español" (On Fire for Spanish!) Learn Key Scriptures and words in Spanish!
- "Fired-up for Fitness!" (Get up and get moving!)
- Fun animated videos!
- Activities that correspond to the daily video segments!
- "Today I Learned"... Journal Reflections at the end of each lesson!
- Fun VBS snacks and recipes to make at home!
- ...and much more!

Tuesday
Yellow



Wednesday
Red



Thursday
Blue



SHIRT COLOR DAYS!

Each day is a different color! Look through your chest of drawers or closet and find these 3 color shirts! Along with your shirt, wear other fun items to highlight the color of the day! Don't forget your grade level name badge!

Terms you will need to be familiar with:

"UNPLUG"– This is the time that your child will leave the computer to go and complete daily activities!

"PLUG IN" - This is the time that your child will return to the screen

FIRESTARTERS-The Praise and Worship Team

Grade Level Group Names-See page 6 in student packet.

FAM JAM VBS Shuffle– Our VBS 2020 Line Dance for family fun!

The Windsor Village 2020 Church Family Virtual Vacation Bible School
Children's Daily Prayer

Heavenly Father, thank You for our 2020 Virtual Vacation Bible School. Thank You for always being with us and directing our daily steps. You are a kind and loving Father.

Gracious Father, thank You for Your Word, the Bible. Our faith is strong as we read, study and obey Your Word. You bless us with love, peace, joy and self-control as we follow the Holy Spirit.

Holy God be with us as we learn more about You and Your will for our lives. Teach and empower us to be truthful, trustworthy, kind and responsible. Fill us with Your Holy Spirit and anoint us so that we can witness and do the good works for which You created us to do.

Merciful Father, please forgive our sins and help us to forgive everyone who sins against us.

Help us not to yield to temptation but deliver us from evil.

Mighty God, we honor and praise You! There is no one greater than You. In Jesus' name, Amen.

"Tiny Torches"

Pre K-4

"Kinder Tinders"

Kindergarten

"Sparks"

First Grade

"Embers"

Second Grade

"Flares"

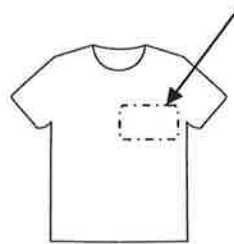
Third Grade

"Infernos"

Fourth Grade

"Lumanaries"

Fifth Grade/Sixth Grade



Find your grade level name badge!




1. Find your grade-level VBS badge. Decorate it if you like!
2. Carefully cut it out along the dotted lines.
3. Use a small piece of tape or use a safety pin with the help of an adult.
4. Place it on your shirt and wear it each day!

Vacation Bible School

I ♥ VBS

On this fun page you will find many of the past VBS programs that we had as the Windsor Village Church Family.

Circle all of the ones that you attended or remember. Complete the next page based on the ones that you circled!




Of the different Vacation Bible School programs that you attended as part of the Windsor Village Church Family, which one do you rate as your favorite? Write its name in the center of the graphic organizer below.
On the lines, write why you chose it as your favorite!



Draw a picture of what you liked the most about that summer's VBS program!

Color the pictures of the "fire" and "oil" below.
On the lines below, write FIVE words or phrases that
relate to fire and oil.






MY PRAYER POCKET [©]

When your head starts to worry
and your mind just can't rest...

Put your prayers down on paper, and
let God do the rest!



**After you write your prayers, gently fold them and
place them in your PRAYER POCKET! Decorate your PRAYER POCKET on this page!**

MY PRAYER POCKET

11

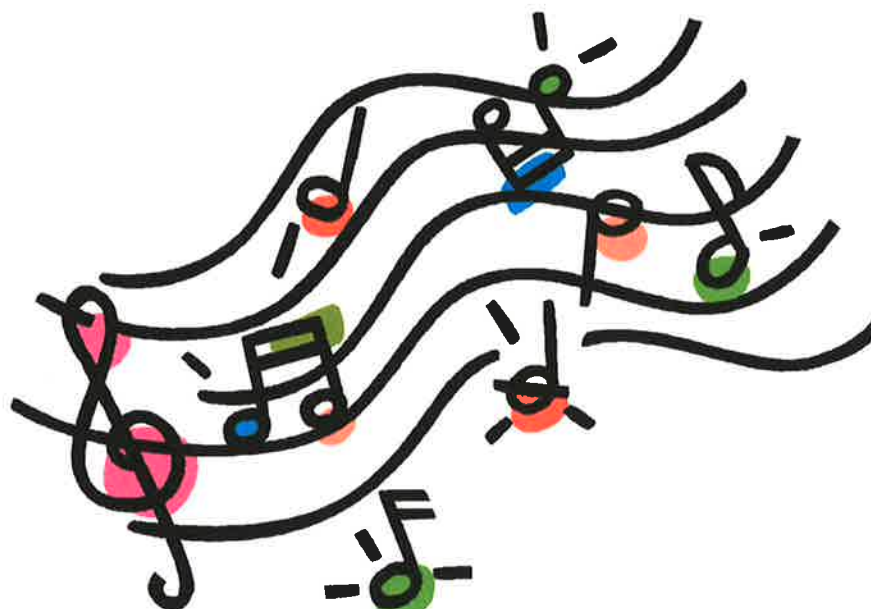
*When your head starts to worry
and your mind just can't rest...
Put your prayers down on paper, and
Let God do the rest!*

Glue your envelope here!



**After you write your prayers, gently fold them and
place them in your PRAYER POCKET on this page!**

"ON 1 A-CHORD"



**MUSIC WITH:
MS. RISE' PETERS**

Day 1,2,3 (Warmup)

Music for My Lord

I love makin' music, I love makin' music, I love makin' music
Music for My Lord

We're singin'

I love makin' music, I love makin' music, I love makin' music
Music for My Lord

Tell me can you dance like this, tell me can you dance like this
Tell me, tell me
Tell me can you dance like this, tell me can you dance like this
(*get your dance on*)

I love makin' music...

Tell me can you stomp like this, tell me can you stomp like this
Tell me, tell me
Tell me can you stomp like this, tell me can you stomp like this
(*get those steps/stomps in*)

I love makin' music...

Tell me can you clap like this, tell me clap like this
Tell me, tell me
Tell me can you clap like this
(*clap to the beat*)

I love makin' music...

Day 1,2,3 (Closing Affirmation)

I Am What God Says I Am

I am (repeat)
What God says I am (repeat)
I can be (repeat)
What God says I'll be (repeat)
I am (repeat) I can (repeat)
Be all that God says I can be (repeat)

Day 1 (Focus song)**FATHER ABRAHAM**

Father Abraham had many sons
Many sons had Father Abraham
I am one of them and so are you
So let's just praise the Lord
Right arm!

Father Abraham had many sons
Many sons had Father Abraham
I am one of them and so are you
So let's just praise the Lord
Right arm, left arm!

Father Abraham had many sons
Many sons had Father Abraham
I am one of them and so are you
So let's just praise the Lord
Right arm, left arm, right foot!

Father Abraham had many sons
Many sons had Father Abraham
I am one of them and so are you
So let's just praise the Lord
Right arm, left arm, right foot, left foot!

Father Abraham had many sons
Many sons had Father Abraham
I am one of them and so are you
So let's just praise the Lord
Right arm, left arm, right foot, left foot
Chin up!

Father Abraham had many sons
Many sons had Father Abraham
I am one of them and so are you
So let's just praise the Lord
Right arm, left arm, right foot, left foot
Chin up, turn around!

Father Abraham had many sons
Many sons had Father Abraham
I am one of them and so are you
So let's just praise the Lord
Right arm, left arm, right foot, left foot
Chin up, turn around, sit down!

Day 2 (Focus song)**I've Got the Joy Down in my Heart**

Verse 1:

I've got the joy, joy, joy, joy down in my heart,
Down in my heart, down in my heart!
I've got the joy, joy, joy, joy down in my heart,
Down in my heart to stay!

Chorus 1:

And I'm so happy, so very happy
I've got the joy of Jesus in my heart
Yes I'm so happy, so very happy
I've got the joy of Jesus in my heart!

Verse 2:

I've got the peace that passeth understanding,
Down in my heart, down in my heart,
Down in my heart!
I've got the peace that passeth understanding,
Down in my heart, down in my heart to stay!

Chorus 2: *(change "Joy" to "peace")*

Verse 3:

I've got the wonderful love of my blessed Redeemer
Way down in the depths of my heart
Down in the depths of my heart,
Down in the depths of my heart!
I've got the wonderful love of my blessed Redeemer
Way down in the depths of my heart,
Down in the depths of my heart to stay!

Chorus 3: *(change "peace" to "love")*

Day 3 (Focus song)

When I'm surrounded I will not be overcome
The battle rages, but the victory is won
There's no safer place than You are
You defend me so I trust You with my heart

I will not be shaken, I will not be moved
All my hope is in You, is in You
I will not be shaken, I will not be moved
All my hope is in You


Even when the lions roar, even when the lions roar

There is no power that can ever separate
Jesus is faithful and will never turn away
There's no safer place than You are
You defend me so I trust You with my heart

I will not be shaken, I will not be moved
All my hope is in You, is in You
I will not be shaken, I will not be moved
All my hope is in You

Even when the lions roar, even when the lions roar
Even when the lions roar, even when the lions roar

Even when the lions....ROAR!!



Taylor Ferguson



Introduce Yourself in Spanish Using These Words and Phrases

18

If you want to introduce yourself, you can say:

- **Me llamo** — My name is
- **Mi nombre es** — My name is
- **Hola, soy Markus** — Hi, I'm Markus
- **¿Cómo te llamas?** — What is your name?

Here are more simple Spanish phrases to use when you need to talk about yourself:

- **(Yo) tengo ... años** — I am ... years old.
- **(Yo) soy de** — I come from

Common Spanish Words and Phrases to Start a Conversation

Of course, you can't expect to have some small talk without knowing some Spanish greetings. One of the most popular words in Spanish is "*hola*" which means "*hi*" or "*hello*". You can also use the following Spanish expressions:

- **Buenos días** — Good morning
- **Buenas tardes** — Good afternoon
- **Buenas noches** — Good evening / Good night
- **¿Cómo está usted?** — How are you? (formal)
- **¿Cómo estás?** — How are you? (informal)
- **¿Qué tal?** — How are you? (informal) / What's up?
- **¿Cómo te va?** — How's it going?
- **¿Qué haces?** — What are you doing?
- **¿Qué pasa?** — What's happening?



If someone asks you one of these questions, you can use the following conversational Spanish phrases:

- **Bien, gracias** — Good, thank you
- **Muy bien** — Very well
- **Así, así** — So, so
- **Como siempre** — As always

And also don't forget about this follow-up question:

- **¿Y tú?** — And you?
- **“¿Habla inglés?”** that is used for “Do you speak English?”.



Key Scriptures in the Spanish Language

yo rogaré al Padre, y os dará otro Consolador, para que esté con vosotros para siempre. **John 14:16**

Confesaos vuestras ofensas unos a otros, y orad unos por otros, para que seáis sanados, la oración eficaz del justo puede mucho. **James 5:16**

Moses and the Burning Bush

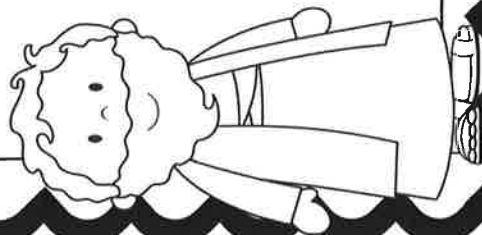
EXODUS 3:1-21



K-W-L: MOSES

Directions: Before your study of the life of Moses fill in as many details as you can under the first column. Fill in the second column with questions you have. Finally, after the study, fill in the third column with facts you LEARNED about Moses.

What you KNOW	What you WANT To Know	What you LEARNED





(Exodus 3:1-21)

The Burning Bush

³ Moses' father-in-law was named Jethro. Jethro was a priest of Midian. Moses took care of Jethro's sheep. One day Moses led the sheep to the west side of the desert. He went to a mountain called Horeb, the mountain of God. ² On that mountain, Moses saw the angel of the LORD in a burning bush.

Moses saw a bush that was burning without being destroyed. ³ So he decided to go closer to the bush and see how a bush could continue burning without being burned up.

⁴ The LORD saw Moses was coming to look at the bush. So he called to him from the bush. He said, "Moses, Moses!" Moses said, "Yes, Lord."



⁵ Then God said, "Don't come any closer. Take off your sandals. You are standing on holy ground. ⁶ I am the God of your ancestors. I am the God of Abraham, the God of Isaac, and the God of Jacob." Moses covered his face because he was afraid to look at God.

⁷ Then the LORD said, "I have seen the troubles my people have suffered in Egypt, and I have heard their cries when the Egyptians hurt them. I know about their pain. ⁸ Now I will go down and save my people from the Egyptians. I will take them from that land and lead them to a good land where they can be free from these troubles. It is a land filled with many good things. Many different people live in that land: the Canaanites, Hittites, Amorites, Perizzites, Hivites, and Jebusites. ⁹ I have heard the cries of the Israelites, and I have seen the way the Egyptians have made life hard for them. ¹⁰ So now I am sending you to Pharaoh. Go! Lead my people, the Israelites, out of Egypt."





¹¹ But Moses said to God, "I am not a great man! How can I be the one to go to Pharaoh and lead the Israelites out of Egypt?"

² God said, "You can do it because I will be with you. This will be the proof that I am sending you: After you lead the people out of Egypt, you will come and worship me on this mountain."

³ Then Moses said to God, "But if I go to the Israelites and say to them, 'The God of your ancestors sent me,' then the people will ask, 'What is his name?' What should I tell them?"



⁴ Then God said to Moses, "Tell them, 'I AM WHO I AM.' When you go to the Israelites, tell them, 'I AM' sent me to you." ¹⁵ And God said, "Tell the Israelites that you were sent by YAHWEH, the God of your ancestors—the God of Abraham, the God of Isaac, the God of Jacob. This will always be my name. It is how I want the people to remember me from now on.

⁶ "Now go and call together the elders of the people. Tell them that YAHWEH, the God of your ancestors—the God of Abraham, Isaac, and Jacob—appeared to you. Give them this message from me: 'I have been watching over you and have seen what people in Egypt have done to you. ¹⁷ And I have decided that I will take you away from the troubles you are suffering in Egypt. I will lead you to the land that now belongs to others—the Canaanites, Hittites, Amorites, Perizzites, Hivites, and Jebusites. I will lead you to a land filled with many good things.'



18 "The elders will listen to you. And then you and the elders will go to the Pharaoh. You will tell him, 'Yahweh is the God of the Hebrews. He came to us and told us to travel three days into the desert. There we must offer sacrifices to Yahweh our God.'


¹⁹ "But I know that the Pharaoh will not let you go. Only a great power will force him to let you go, ²⁰ so I will use my great power against Egypt. I will cause amazing things to happen in that land. After I do this, he will let you go. ²¹ And I will cause the Egyptians to be kind to the Israelites. They will give many gifts to your people when they leave Egypt.



Moses and the Burning Bush




God can fill you with His fire.



Exodus 3



One ordinary day Moses was out in the field looking after his father in law Jethro's flock of sheep.




Moses led the flock through the desert to Mount Horeb, where there was plenty of good grass for the sheep to eat.



Suddenly Moses saw something very strange in the distance. A green bush was on fire, but the tree was not burning up!




Moses was scared when he heard the voice of the Angel of God calling, "Moses, Moses," from out of the bush. "I am here," He answered.



God said, "Take off your shoes! You are standing on Holy ground." So Moses took off his shoes and went closer to look at the burning bush.



Moses was scared when he heard the voice of the Angel of God calling, "Moses, Moses," from out of the bush. "I am here," he answered.



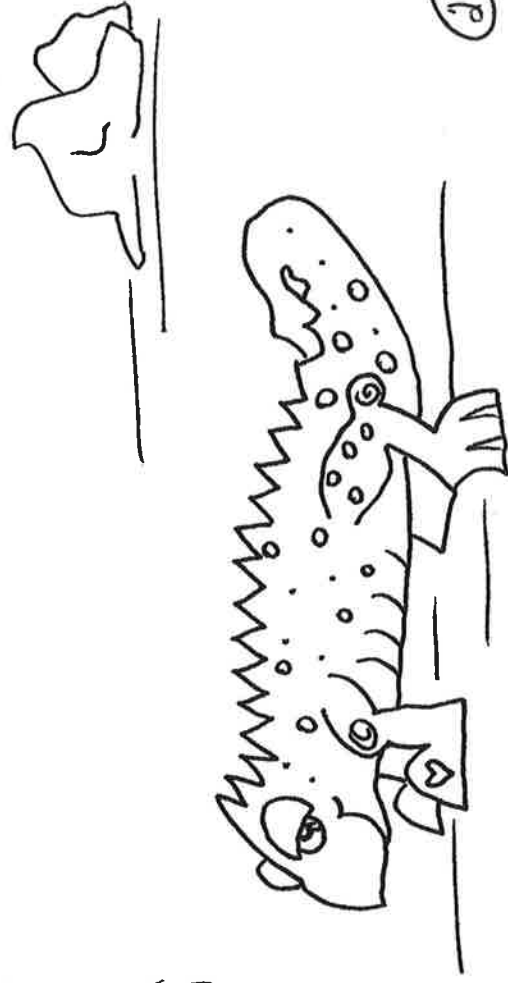
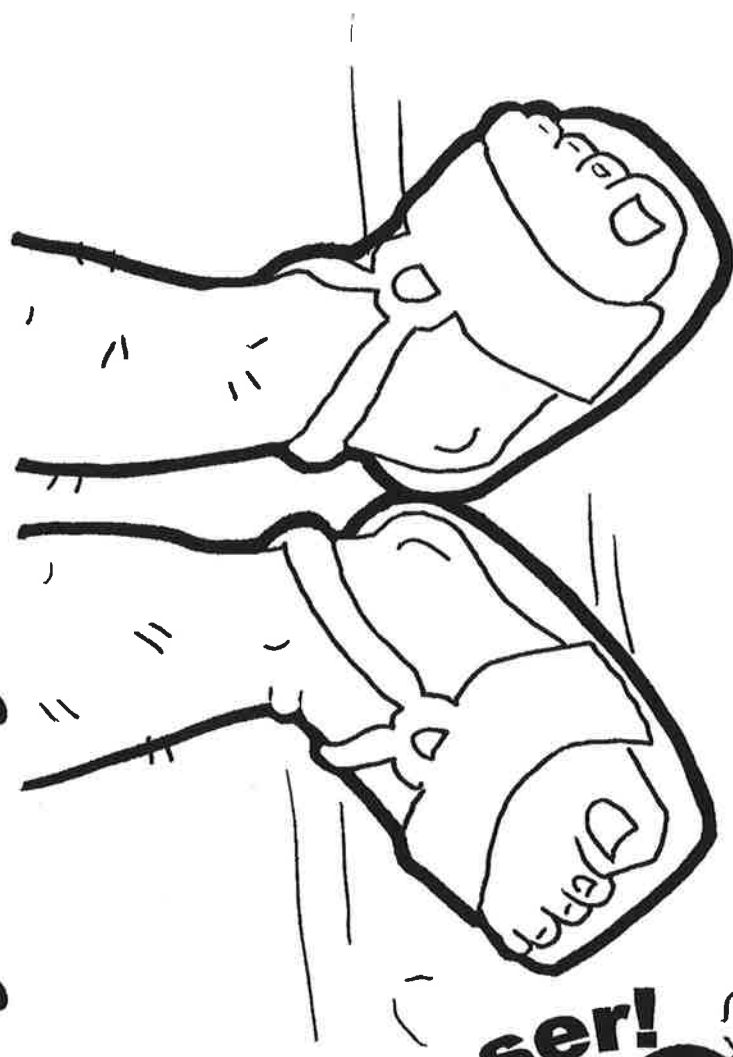
Moses listened and obeyed when God called him to lead the children of Israel out of slavery in Egypt, through the wilderness, to the land He promised them.

The angel of the LORD appeared to Moses as flames within a bush. The bush was on fire, but it did not burn up!

Exodus 3:2-3



“Do not come any closer,” GOD said. “Take off your sandals, for the place where you are standing is HOLY ground.” Exodus 3:5



27

Add red, orange & yellow glitter to the burning bush.

MOSES AND THE BURNING BUSH



D	E	D	N	J	A	E	M	B	U	D	Y
R	O	Y	E	C	G	B	O	B	U	L	N
J	E	G	V	N	J	S	U	F	O	S	S
Q	L	S	A	M	A	I	N	H	Q	S	H
J	L	R	C	N	W	F	T	G	C	H	T
L	T	V	D	U	R	C	A	N	J	E	E
S	H	A	D	L	E	Q	I	I	B	E	G
Y	L	H	C	I	R	D	N	N	M	P	Y
S	E	L	I	T	R	E	F	R	O	Y	P
J	F	L	O	C	K	N	S	U	S	L	T
F	L	A	M	E	P	W	A	B	E	T	E
Y	Q	T	E	A	N	G	E	L	S	D	S


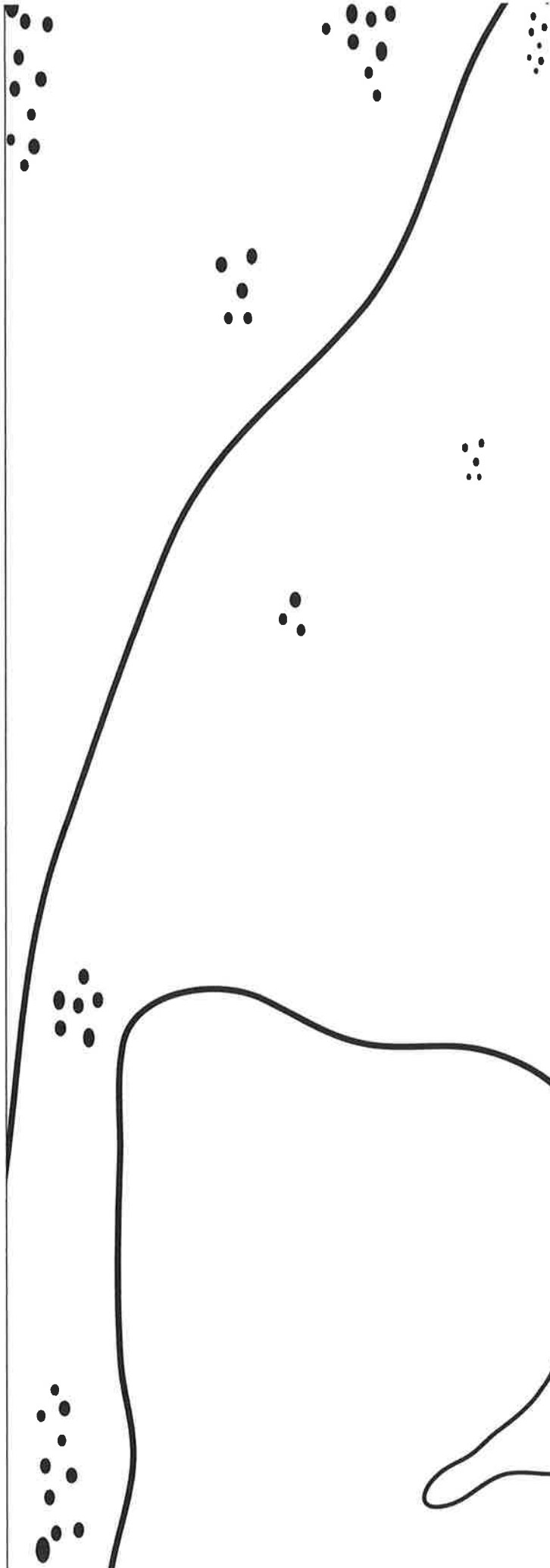


ANGEL
BURNING
BUSH
EGYPT
FERTILE
FLAME
FLOCK
GOD



HOLY
MOSES
MOUNTAIN
RESCUED
RICH
SANDALS
SHEEP
STRANGE

Cut along the dotted lines and fold the solid lines to make standing puppets.. Use the next page as the backgrounds and retell the story.





Can you find 10 mistakes between these two pictures?




The Story of Moses

When Moses was born in Egypt, his people (the Hebrews) were slaves to the Egyptians. The leader, pharaoh, was afraid that the Hebrews might raise an army and take over his country, so he ordered that all baby boys be killed at birth. To save Moses' life, his mother and sister, Miriam, hid him in a basket and placed him in the Nile River.

pharaoh's daughter came down to the river and found baby Moses in the basket. She took the baby back to the palace to live as her son.



Moses grew up as an Egyptian prince, but he never forgot that he was a Hebrew. One day, Moses lost his temper and killed an Egyptian who was harassing a Hebrew man. Moses ran away to another land. While he was there, God spoke to Moses through a burning bush. God told Moses to return to Egypt to free the Israelites from slavery.



Moses stood before Pharaoh and asked him to set the Hebrew people free. Pharaoh refused to lose his slaves. As a result, God sent 10 plagues to punish Pharaoh and the Egyptians. Finally, Pharaoh gave in after his son was killed, and the Hebrew people were free!

Moses & the Burning Bush


Moses was out in the field taking care of the sheep and goats of his father-in-law, Jethro. He led the sheep out into the wilderness near the mountain called Sinai. Suddenly, an angel of the Lord appeared to him as a flame from the middle of a bush. The most amazing thing was that the bush was on fire, but it wasn't burned up!

"That's strange," Moses thought. "Why isn't the bush burning up? I'll go closer and see."

As he came closer, God called out to him, "Moses! Moses!"
"Here I am," Moses answered.



"Don't come any closer," God said. "Take off your sandals, because you are standing on holy ground. I am the God of your father -- the God of Abraham, Isaac, and Jacob."



When Moses heard those words, he hid his face because he was afraid to look at God. God continued speaking to Moses. "I have heard the cries of my people in Egypt. I know all about their pain and suffering at the hands of the Egyptians. I have come to help them to be freed from Egypt and enter into a good land that flows with milk and honey. It's time for you to go back. I'm sending you to Pharaoh to bring my people out of Egypt."

"Why me? What makes you think I could go to Pharaoh and lead the children of Israel out of Egypt?" asked Moses.

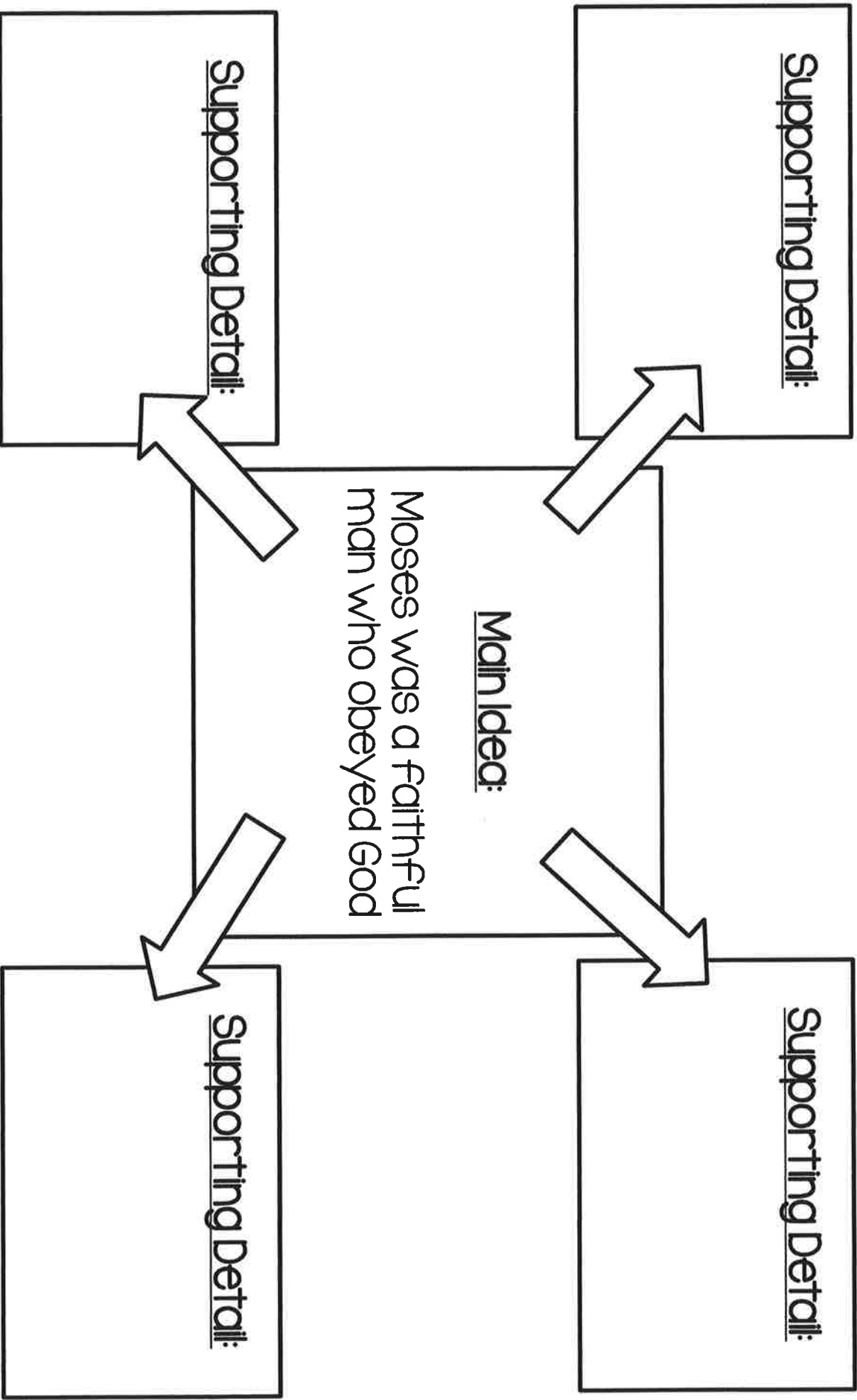
"I will be with you," God said. "And this will be the proof that I am the one who sent you: When you have brought my people out of Egypt, you will worship God right here at this very mountain."

But Moses continued to offer excuses. "But, suppose I go to the people of Israel and I tell them, 'The God of your fathers sent me to you; and they ask me, 'What is his name?' What do I tell them?'"

God answered, "I-AM-WHO-I-AM. Tell the people of Israel, 'I-AM sent me to you.'"

Supporting the Main Idea

Directions: As you read and learn about the life of Moses, record important supporting details to support the main idea





Moses tended the sheep beneath the mountain of God. He went up the mountain and saw a bush that was on fire!

The bush was burning but it wasn't destroyed. Suddenly, Moses heard God speaking to him from the bush!



God said, "Moses, take off your sandals. The place that you are standing is holy ground."

Then God said, "I have seen the suffering of my people in Egypt. I have heard their cries. I have come to save them and deliver them out their bondage in Egypt."

Moses and the Burning Bush

God told Moses to go and lead the people out of Egypt. Moses was scared. He didn't want to face Pharaoh alone. But God said, "I will be with you, Moses. I will stretch out my hand and strike Egypt with all my wonders. After that, Pharaoh will let you go."



Draw a picture about today's Bible reading of Moses and the burning bush.

Moses and the Burning Bush

S	L	A	V	E	S	M	H	W	K	M	M
W	O	J	D	P	F	U	P	E	O	Z	O
I	I	R	H	R	T	C	E	L	W	Q	S
L	E	L	G	A	B	B	C	L	I	E	E
D	O	J	D	Y	V	U	R	O	L	D	S
P	P	R	S	E	V	N	S	G	D	C	O
M	C	O	A	T	R	E	A	H	H	F	O
L	E	M	A	Z	X	N	A	L	I	P	P
J	M	T	B	R	O	T	E	E	R	S	R
G	O	D	N	S	H	S	T	S	N	O	A
X	Z	P	P	Z	S	H	E	E	S	L	Y
P	H	A	R	O	A	H	I	T	H	R	B
S	L	A	S	H	E	E	P	S	E	P	H

SLAVES	PRAY	GOD	MOSES
BUSH	SHEEP	WILDERNESS	PHARAOH

Moses



"...She called him Moses, explaining, "Because I pulled him out of the water." (Ex 2:10)



Who found Moses in the reeds along the Nile River?

Did you know that according to ancient documents such as the Brooklyn Papyrus, as many as 50% of slaves in the Nile Valley at this time had Hebrew names? Life was not fun as a slave - no wonder the Hebrews wanted to leave Egypt!



Before Moses was born, Joseph's family moved from Canaan to Egypt and settled in an area called Goshen. Is there proof that Hebrew people lived in Egypt? In 1966, archaeologists exploring the Nile Delta discovered a settlement of "Asiatics," a term that Egyptians used for people from Canaan (homeland of the Hebrews). What did they find? Ruins showed a city with narrow streets and alleys and mud-brick buildings. U-shaped house plans and the walls of buildings were exactly like houses later built by Hebrew people in Israel. They even found weapons just like the Hebrews used in ancient times. What do you think?


Word Search!

G	I	T	G	R	I	C	K	M	R
L	O	P	P	P	W	V	S	D	Q
V	T	S	R	H	E	B	R	E	W
Y	I	S	H	I	A	S	F	P	N
A	C	E	I	E	N	R	Y	A	E
U	K	S	U	T	N	C	A	Y	C
H	Z	O	N	G	N	N	E	O	C
S	Q	M	G	S	A	I	G	S	H
E	E	M	K	C	Z	L	L	U	S
Y	D	E	G	Y	P	T	P	E	B

Complete the scripture!


"When the ____ had grown some, she brought him to ____ daughter; and she began to raise him as her ____." (Ex 2:10)

Princess Nile Egypt Pharaoh Moses
Goshen Hebrew Canaan Plague



Finish


Start



Fired-Up About Jesus!



TODAY'S WORD



I'm Thankful for...



My Prayer:



What God Said:

Today I learned...

41



Samuel Anoints David

1 SAMUEL 16:1-13



Samuel Goes to Bethlehem

¹6 The LORD said to Samuel, "How long will you feel sorry for Saul? I have rejected him as king of Israel. Fill your horn^[a] with oil and go to Bethlehem. I am sending you to Jesse who lives in Bethlehem, because I have chosen one of his sons to be the new king."

² But Samuel said, "If I go, Saul will hear the news and try to kill me."

The LORD said, "Go to Bethlehem. Take a young calf with you and tell them, 'I have come to make a sacrifice to the LORD.' ³ Invite Jesse to the sacrifice. Then I will show you what to do. You must anoint the person I show you."

⁴ Samuel did what the LORD told him to do and went to Bethlehem. The elders of Bethlehem shook with fear. They met Samuel and asked, "Do you come in peace?"

⁵ Samuel answered, "Yes, I come in peace. I come to make a sacrifice to the LORD. Prepare yourselves and come to the sacrifice with me." Samuel prepared Jesse and his sons. Then he invited them to come and share the sacrifice.

⁶ When Jesse and his sons arrived, Samuel saw Eliab and thought, "Surely this is the man who the LORD has chosen."

⁷ But the LORD said to Samuel, "Eliab is tall and handsome, but don't judge by things like that. God doesn't look at what people see. People judge by what is on the outside, but the LORD looks at the heart. Eliab is not the right man."

⁸ Then Jesse called his second son, Abinadab. Abinadab walked by Samuel. But Samuel said, "No, this is not the man who the LORD chose."

⁹ Then Jesse told Shammah to walk by Samuel. But Samuel said, "No, the LORD did not choose this man, either."

¹⁰ Jesse showed seven of his sons to Samuel. But Samuel said to Jesse, "The LORD has not chosen any of these men."

¹¹ Then he asked Jesse, "Are these all the sons you have?"

Jesse answered, "No, I have another son—my youngest, but he is out taking care of the sheep."

Samuel said, "Send for him. Bring him here. We won't sit down to eat until he arrives."

¹² Jesse sent someone to get his youngest son. This son was a good-looking, healthy^[b] young man. He was very handsome.


The LORD said to Samuel, "Get up and anoint him. He is the one."

¹³ Samuel took the horn with the oil in it, and poured the special oil on Jesse's youngest son in front of his brothers. The Spirit of the LORD came on David with great power from that day on. Then Samuel went back home to Ramah.





Choosing a King




God knows everything about us.
The things that are important to Him
are how much we love God and
that we are honest and good.



One day God spoke to Samuel and said,
"Fill your horn with oil and go to Bethlehem;
there you will find a man called Jesse.
I have chosen one of his sons to be King."



Samuel went to find Jesse.
"Call your sons together and we
will make an offering to God," he said.
"One of your sons will have God's blessing today."




"Show me who you choose," Samuel prayed.
"It is not being the most handsome, tall
or strong that makes a good king," said God.
"I look for a good and honest heart."



Samuel looked at each one of
Jesse's sons, but not one of them
was God's chosen king.
"Do you have any more sons?" Samuel asked.



"My youngest son is just a boy and
he is looking after the sheep," replied Jesse.
"Send for him right away," Samuel told him.
"We won't sit down to eat until he gets here."



As soon as Samuel saw David, God said to him,
"This is the one I have chosen to be King of Israel,
because I know how much he loves me."



Samuel poured the Holy oil in his horn onto David's
head, to show he was God's chosen King. God's spirit
was with David from that very day.



Samuel Anoints David

Fill in the blanks. Color the picture.

The LORD said to Samuel,
"Get up and anoint him.
He is the one."

¹³ Samuel took the horn
with the oil in it, and
poured the special oil on
Jesse's youngest son in
front of his brothers.

The Spirit of
the LORD came on David
with great power from
that day on.





People look at the



of a



but the Lord looks

at the



1 Samuel 16:7



person,


heart.

outside


Complete the Face of Samuel

48

Don't forget to draw the anointing of his head with oil.



1. Using the outline, draw a picture of yourself dressed in your nicest clothes.
2. Write characteristics that are important to God in the outline on the 1 Samuel 16:7 worksheet.
3. Cut this picture along the dotted line and glue to the 1 Samuel 16:7 worksheet.




Name: _____

The **Lord** does not look at the things people look at. People look at the **outward appearance**, but the Lord looks at the *heart*.

1 Samuel 16:7

Glue Here



Draw a picture about today's Bible reading of Samuel anointing David with oil.

Samuel Anoints David

52

Directions: Fill in the missing pieces of the picture and then color the page.



Games and Activities 53

You can't judge a book by its cover

Have them pick out some books that they think look nice to read.

Explain the phrase, "Don't judge a book by its cover." Explain how we need to look at both the inside and the out.



I would pick..

Place some random household items on a table.

Explain a problem you have. For example, "I need something to drink with."

The child must then pick the best item. If old enough, you can also ask them why they choose that item.

Balloon sheep

Ask your child to imagine that the balloons are sheep. You could even draw on some faces.

Have them look after the sheep keeping them in one place.

When they are not looking, you could move one of the sheep. Any time they find one, they must return it to the other sheep.



Samuel Anoints David

Read 1 Samuel 16:1-13 to the Children Samuel meets all of the sons of Jesse and anoints the one the brothers would have thought was least likely to become king!

Share with the Children Samuel was so impressed with the appearance of David's oldest brother that he started to anoint him king. The Lord reminded Samuel that a man's heart is what is important to Him. Eventually, the meal was stopped to wait for David—and he wasn't even invited! Our heavenly Father can certainly turn things around!


Help Samuel anoint David. Color the two pictures that match.



David anointed as king



Can you find the
fourteen words
in the
wordsearch
below?



david
samuel
eliab
jesse
boy

oil
heart
lord
chosen
anoint

appearance
bethlehem
son
king

God Chooses a King

But the LORD said to Samuel, "Do not consider his appearance or his height, for I have rejected him. The LORD does not look at the things people look at. People look at the outward appearance, but the LORD looks at the heart." 1 Samuel 16:7

Each number represents a letter of the alphabet. Substitute the correct letter for the numbers to reveal the coded words.



Ó	W	A	T	Í	R	E	O	É	N	M	L	C	G	P	Á
1	2	3	4	5	6	7	8	9	10	11	12	13	14	15	16
Z	Ñ	V	J	D	S	U	B	H	F	Q	X	Ú	Y	K	I
17	18	19	20	21	22	23	24	25	26	27	28	29	30	31	32

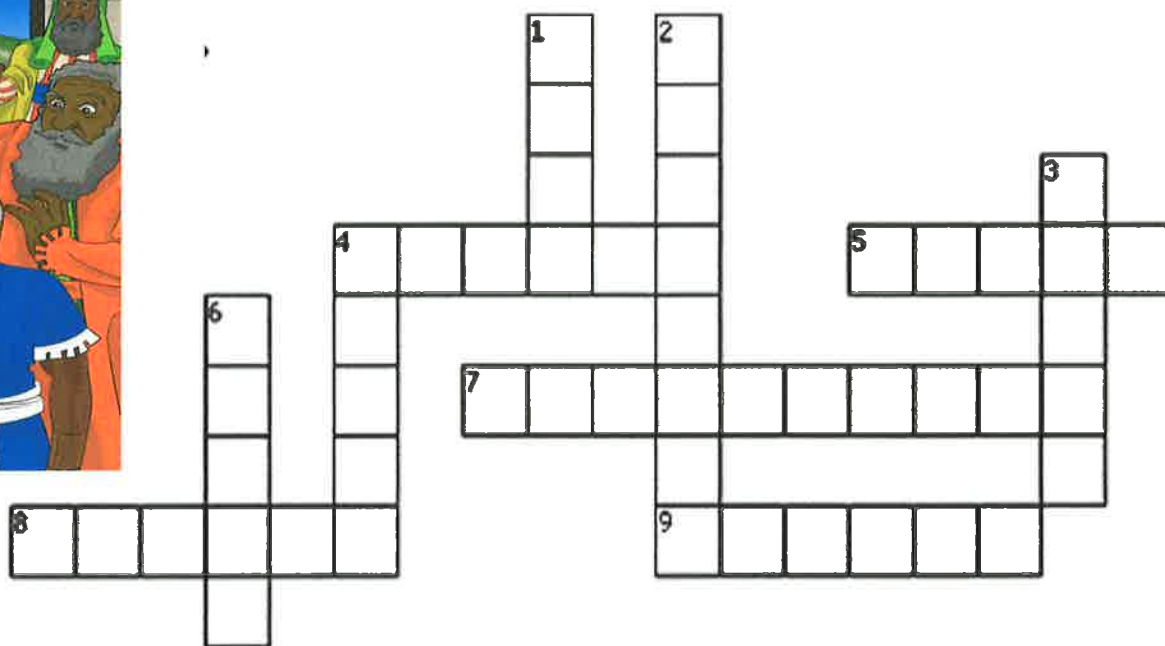

- 22-3-11-23-7-12 _____
- 20-7-22-22-7 _____
- 21-3-19-32-21 _____
- 25-7-3-6-4 _____
- 22-25-7-15-25-7-6-21 _____
- 3-10-8-32-10-4 _____
- 31-32-10-14 _____
- 32-22-6-3-7-12 _____

ISRAEL	KING	JESSE	HEART
SAMUEL	DAVID	SHEPHERD	ANOINT

SAMUEL ANOINTS DAVID

57

1 Samuel 16:1-13 (NIV)



ACROSS

4. Distance from the top to the bottom of something; how tall someone is
5. Strength, energy, or force
7. The way people seem to be, rather than how they are inside
8. To make someone holy by pouring oil on their head
9. The Prophet that God instructed to go Jesse's house in search of the new king

DOWN

1. A man who rules a country
2. Males who have the same parents as another person; male siblings
3. The number of sons Jesse had in addition to David
4. The center of a person's emotions or the organ that pumps blood through the body
6. The one that God chose to replace Saul as king

WORDS USED

Samuel
king
height

appearance
heart
anoint

David
power
brothers

seven

Crack the Code

Use the code to solve the puzzle.

A	B	C	D	E	F	G	H	I	J	K	L	M	N	O	P	Q	R	S	T	U	V	W	X	Y	Z
♣	♠	♣	✓	✕	△	◆	♣	☀	★	♥	△	X	✧	◇	☆	●	◎	■	✱	♣	◆	□	+	☆	♠

— ♣

— ♦

— ♦

— △

— ✱

— ♦

— ✧

— ✱

— ♦

— ✱

— ✱

— ✱

— ✱

— ✱

— ✱

— ✱

— ✱

— ✱

— ✱

— ✱

— ✱

— ✱

— ✱

— ✱

— ✱

— ♣

— ♦

— ✱

— △

— ✱

— ✱

— ✱

— ✱

— ✱

— ✱

— ✱

— ✱

— ✱

— ✱

— ✱

— ✱

— ✱

— ✱

— ✱

— ✱

— ✱

— ✱

— ✱

— ✱

— ✱

— ✱

— ✱

— ✱

— ✱

— ✱

— ✱

— ✱

— ✱

— ✱

— ✱

— ✱

— ✱

— ✱

— ✱

— ✱

— ✱

— ✱

— ✱

— ✱

— ✱

— ✱

— ✱

— ✱

— ✱

— ✱

— ✱

— ✱

— ✱

— ✱

— ✱

— ✱

— ✱

— ✱

— ✱

— ✱

— ✱

— ✱

— ✱

— ✱

— ✱

— ✱

— ✱

— ✱

— ✱

— ✱

— ✱

— ✱

— ✱

— ✱

— ✱

— ✱

— ✱

— ✱

— ✱

— ✱

— ✱

— ✱

— ✱

— ✱

— ✱

— ✱

— ✱

— ✱

— ✱

— ✱

— ✱

— ✱

— ✱

— ✱

— ✱

— ✱

— ✱

— ✱

— ✱

— ✱

— ✱

— ✱

— ✱

— ✱

— ✱

— ✱

— ✱

— ✱

— ✱

— ✱

— ✱

— ✱

— ✱

— ✱

— ✱

— ✱

— ✱

— ✱

— ✱

— ✱

— ✱

— ✱

— ✱

— ✱

— ✱

— ✱

— ✱

— ✱

— ✱

— ✱

— ✱

— ✱

— ✱

— ✱

— ✱

— ✱

— ✱

— ✱

— ✱

— ✱

— ✱

— ✱

— ✱

— ✱

— ✱

— ✱

— ✱

— ✱

— ✱

— ✱

— ✱

— ✱

— ✱

— ✱

— ✱

— ✱

1 Samuel 16:7

Fired-Up About Jesus!



TODAY'S WORD

I'm Thankful for...

My Prayer:

What God Said:

Today I learned...

60



Mary Anoints the Feet of Jesus

JOHN 12:1-10



Jesus in Bethany With His Friends

John 12:1-10 Easy-to-Read Version (ERV)



12 Six days before the Passover festival, Jesus went to Bethany. That is where Lazarus lived, the man Jesus raised from death. ² There they had a dinner for Jesus. Martha served the food, and Lazarus was one of the people eating with Jesus. ³ Mary brought in a pint of expensive perfume made of pure nard. She poured the perfume on Jesus' feet. Then she wiped his feet with her hair. And the sweet smell from the perfume filled the whole house.

⁴ Judas Iscariot, one of Jesus' followers, was there—the one who would later hand Jesus over to his enemies. Judas said, ⁵ "That perfume was worth a full year's pay. It should have been sold, and the money should have been given to the poor people." ⁶ But Judas did not really care about the poor. He said this because he was a thief. He was the one who kept the moneybag for the group of followers. And he often stole money from the bag.

⁷ Jesus answered, "Don't stop her. It was right for her to save this perfume for today—the day for me to be prepared for burial. ⁸ You will always have those who are poor with you. But you will not always have me."

Spikenard was an expensive perfume mentioned in the Song of Solomon (1:12; 4:13–14) and in the gospels' accounts of women anointing Jesus (Mark 14:3; John 12:3). The word *spikenard* is found in the King James Version; other translations simply say "pure nard."

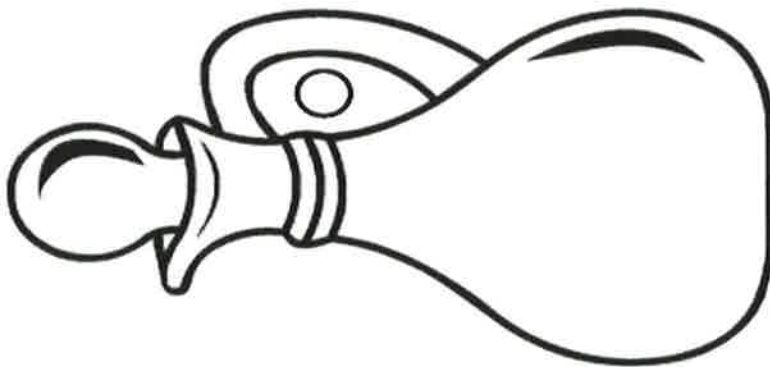
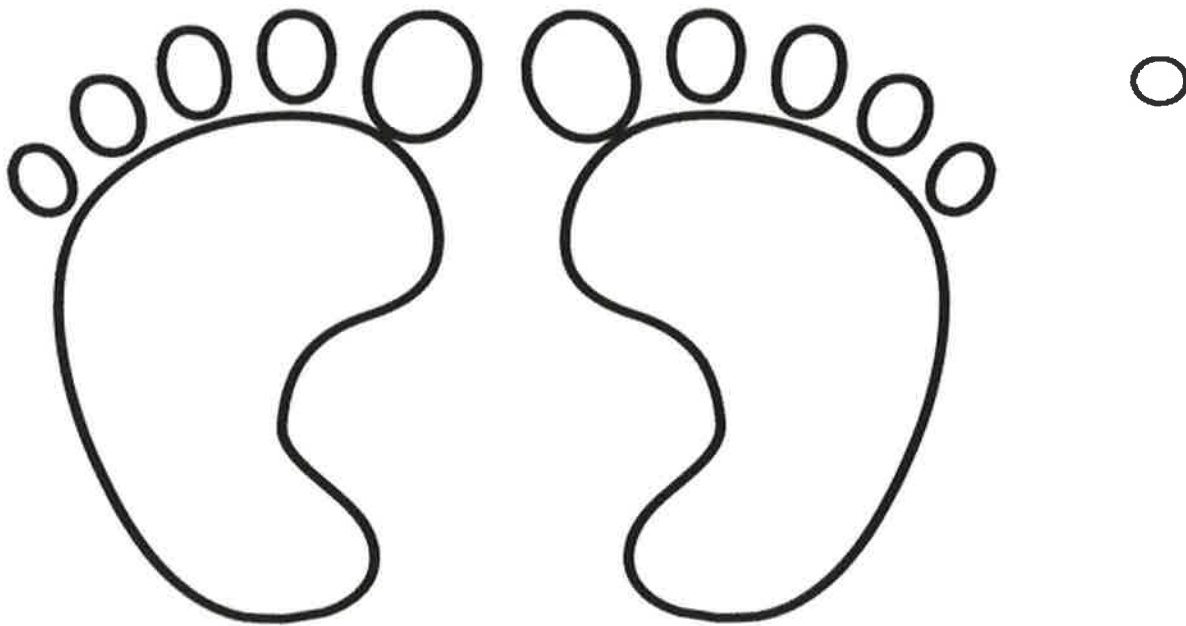
Spikenard had a strong, distinctive aroma, similar to an essential oil, that clings to skin and hair and continues to give off its strong perfume.



Bible story told by: Nubian Outley
Alabaster Box sung by: Kathy Taylor



I can show my love for Jesus.



Students should cut on the dotted line. Students may color the oil/perfume, then cut out the bottle. Attach the bottle to the sheet with the feet with a brad where the circles are marked so students can simulate pouring oil/perfume on Jesus's feet. Optionally, you may drip one drop of essential oil on the bottle.

"MARY ANOINTS JESUS"

JOHN 12: 1-8/

The Story of Pentecost

(ACTS 2:1-21)



The Coming of the Holy Spirit

(Acts 2:1-21)



2 When the day of Pentecost came, they were all together in one place. 2 Suddenly a noise came from heaven. It sounded like a strong wind blowing. This noise filled the whole house where they were sitting. 3 They saw something that looked like flames of fire. The flames were separated and stood over each person there. 4 They were all filled with the Holy Spirit, and they began to speak different languages. The Holy Spirit was giving them the power to do this.

5 There were some godly Jews in Jerusalem at this time. They were from every country in the world. 6 A large crowd came together because they heard the noise. They were surprised because, as the apostles were speaking, everyone heard in their own language.

7 They were all amazed at this. They did not understand how the apostles could do this. They said, "Look! These men we hear speaking are all from Galilee. 8 But we hear them in our own languages. How is this possible? We are from all these different places: 9 Parthia, Media, Elam, Mesopotamia, Judea, Cappadocia, Pontus, Asia, 10 Phrygia, Pamphylia, Egypt, the areas of Libya near the city of Cyrene, Rome, 11 Crete, and Arabia. Some of us were born Jews, and others have changed their religion to worship God like Jews. We are from these different countries, but we can hear these men in our own languages! We can all understand the great things they are saying about God."

12 The people were all amazed and confused. They asked each other, "What is happening?" 13 But others were laughing at the apostles, saying they were drunk from too much wine.



Peter Speaks to the People

¹⁴ Then Peter stood up with the other eleven apostles. He spoke loudly so that all the people could hear. He said, "My Jewish brothers and all of you who live in Jerusalem, listen to me. I will tell you something you need to know. Listen carefully. ¹⁵ These men are not drunk as you think; it's only nine o'clock in the morning. ¹⁶ But Joel the prophet wrote about what you see happening here today. This is what he wrote:

¹⁷ 'God says: In the last days

I will pour out my Spirit on all people.

Your sons and daughters will prophesy.

Your young men will see visions.

Your old men will have special dreams.

¹⁸ In those days I will pour out my Spirit

on my servants, men and women,

and they will prophesy.

¹⁹ I will work wonders in the sky above.

I will cause miraculous signs on the earth below.

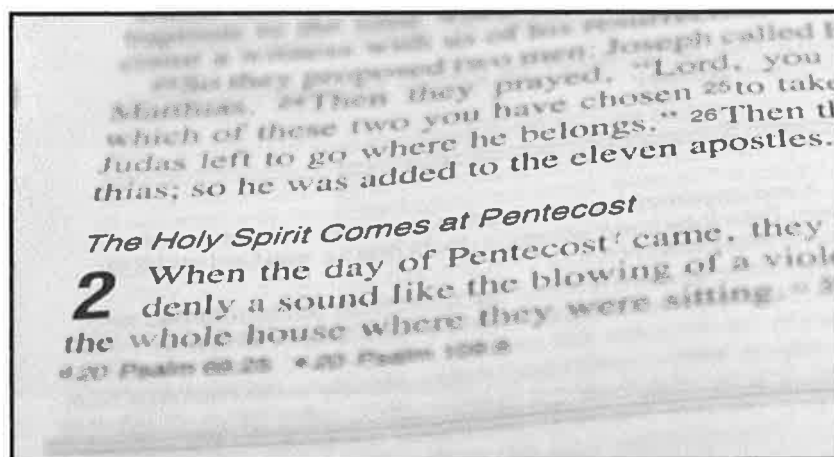
There will be blood, fire, and thick smoke.

²⁰ The sun will be changed into darkness,

and the moon will be as red as blood.

Then the great and glorious day of the Lord will come.

²¹ And everyone who trusts in the Lord will be saved.'




The Holy Spirit Comes




Before Jesus went up to heaven
He told His disciples
to wait in Jerusalem until
they had power from God.



After Jesus had gone up into heaven,
some of His friends met together in an
upstairs room of a house in Jerusalem
and waited, just as Jesus had said to do.



Suddenly they heard a very
strong wind and it shook the
house where they were waiting.
It was the Holy Spirit sent from God.




The power of the Holy Spirit filled them all.
They saw, what looked like flames
flickering over their heads and it felt
that God was right there with them.



The flames were bright and danced
in the air, but did not burn them.
Their hearts were full of God's
love and they praised God.



Now Jesus' friends could speak in
any language without learning it!
The Holy Spirit's power made them brave too!
They wanted everyone to know about Jesus!



They went outside and spoke to people from other
countries in their own language, telling them that
Jesus had risen from the dead and everyone in the
crowd understood!



The Holy Spirit coming into their lives was
the beginning of something brand new.
Many people believed in Jesus and
followed Him because of that day.

Color the Day of Pentecost picture.



Tracing Fun!

Jesus

Trace over the letters
that spell Jesus.

Jesus

Jesus

Jesus

Jesus

Jesus

Draw a picture of how you see Jesus in your life.

Name: _____

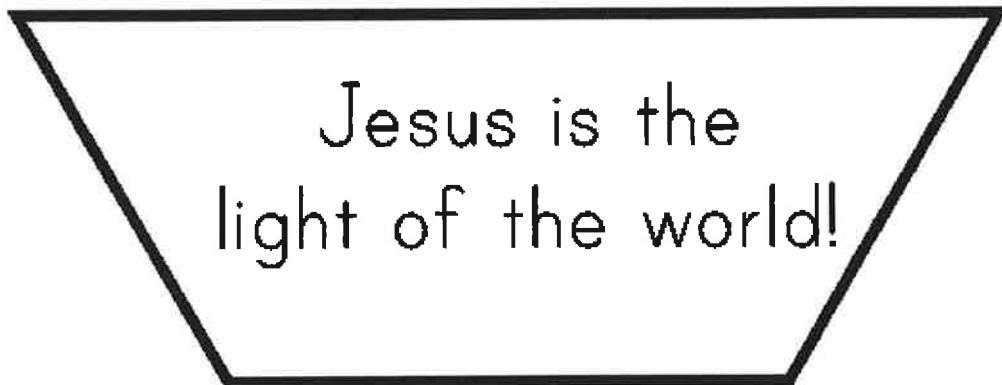

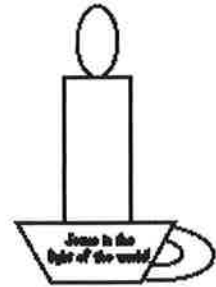
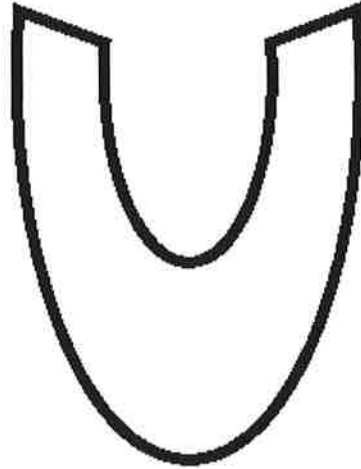

HAPPY BIRTHDAY, Church!



Why do you think Pentecost is called the Church's birthday? _____

JESUS IS THE LIGHT OF THE WORLD


CUT AND PASTE FUN!






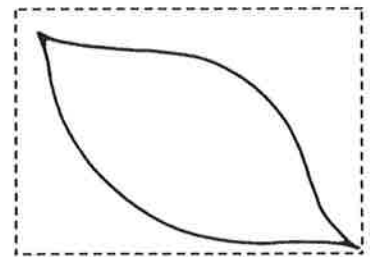



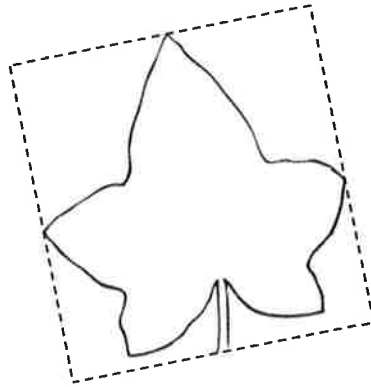

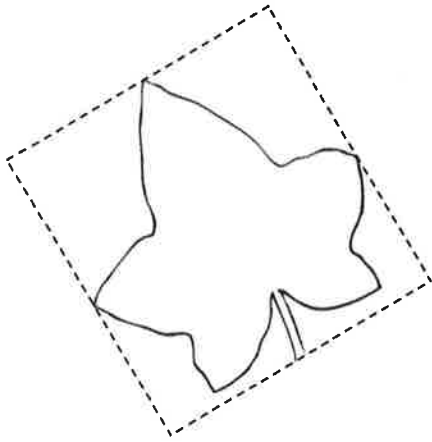
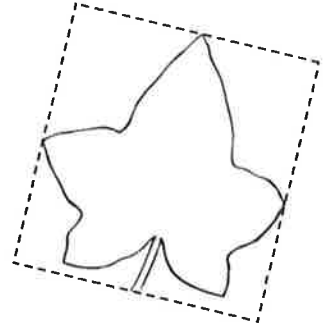

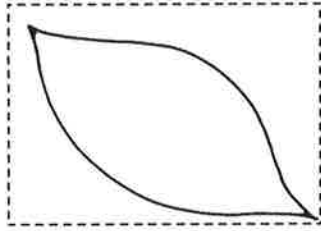


Jesus Loves Me!

73



**FALL IN
LOVE WITH
JESUS!**

Directions:
You can either trace your own handprint on construction paper or use this one. On the leaves, write words about Jesus! Cut them out and glue them onto the picture. Color your leaves and handprint if you like!



Pentecost

Facts

The story of Pentecost is found in Acts of the Apostles in the New Testament.

It is the day when God sent His Holy Spirit to the apostles after Jesus had ascended into Heaven.

Pentecost is known as the Church's birthday.

The word Pentecost means "50th day" in Greek. Pentecost is celebrated 50 days, or seven weeks, after Easter Sunday.

Symbols of Pentecost include the flame, wind, and a dove, which represents the Holy Spirit.

Priests wear red while celebrating the Holy Mass on Pentecost.



The Story of Pentecost

"When the time for Pentecost was fulfilled, they were all in one place together. And suddenly there came from the sky a noise like a strong driving wind, and... there appeared to them tongues as of fire, which... came to rest on each one of them. And they were all filled with the Holy Spirit and began to speak in different tongues ...

Now there were devout Jews from every nation under heaven staying in Jerusalem. At this sound, they gathered in a large crowd, but they were confused because each one heard them speaking in his own language. They were astounded, and in amazement they asked, 'Are not all these people who are speaking Galileans? Then how does each of us hear them in his own native language?...' Acts 2:1-8

"Those who accepted his message were baptized, and about three thousand persons were added that day.

They devoted themselves to the teaching of the apostles and... to the breaking of the bread and to the prayers... Every day they devoted themselves to meeting together in the temple area and to breaking bread in their homes... And every day the Lord added to their number those who were being saved." Acts 2:41-47

Name: _____



Pentecost

Directions: Fill in each blank with a word from the Word Bank. Use each word once.

1. The day we celebrate how God sent His Holy Spirit to the apostles after Jesus had ascended into Heaven is called _____.
2. This special day is also known as the Church's _____.
3. On Pentecost, the Holy Spirit gave the apostles many _____, including the ability to speak different _____.
4. The Holy Spirit came to the apostles in the city of _____.
5. The Bible tells us that about 3,000 people were _____ on the first Pentecost.
6. Every year, we celebrate Pentecost seven weeks, or about _____ days after Easter.
7. On Pentecost Sunday, the priest wears the color _____ when celebrating the Mass.
8. The Holy Spirit is sometimes symbolized by wind, a _____ or a _____.

WORD BANK

red	gifts	Pentecost	Jerusalem	baptized
birthday	flame	50	languages	dove

Name: _____



PENTECOST

Word Search



Z	F	E	D	W	I	A	B	O	D	S	R	A	D	C
A	W	C	E	A	E	B	H	T	S	C	X	C	P	O
B	P	E	N	T	E	C	O	S	T	E	A	S	T	G
L	E	H	L	K	O	W	L	C	A	F	R	W	P	I
A	D	V	Y	W	A	L	Y	C	W	S	E	C	A	F
N	E	R	E	D	D	A	S	O	P	C	T	B	M	T
G	S	X	G	U	M	W	P	R	A	K	J	D	W	S
U	P	I	R	K	B	T	I	O	E	D	T	F	M	A
A	W	F	P	S	I	S	R	W	S	A	Y	L	Q	X
G	S	N	L	J	R	D	I	S	R	T	R	A	M	T
E	A	G	E	M	T	E	T	D	N	I	L	M	W	O
S	R	D	S	H	H	V	O	A	V	F	S	E	I	P
W	O	S	U	N	D	A	Y	K	E	B	A	E	S	D
S	N	Z	R	T	A	L	B	G	Z	V	D	F	G	K
C	B	E	T	G	Y	K	T	F	C	H	U	R	C	H

Word Bank


Holy Spirit
Sunday

apostles
flame
Church

Pentecost
gifts
languages

red
birthday

Draw a picture about today's Bible reading of the story of Pentecost.




Filled with the Holy Spirit

80



All of them were filled with the Holy Spirit and began to speak in other tongues as the Spirit enabled them. Acts 2:4 (NIV)

Based on Acts 2:1-21 (NIV)



ACROSS

5. Make something to be full
6. To be totally surprised
7. Something that is pure and good, such as God's Word
10. The day the Holy Spirit came upon the apostles
11. Means of communication used by the people of a particular country
12. A destructive burning

DOWN

1. Blowing air, especially that which would move the leaves on a tree
2. A being that cannot be seen, like a ghost
3. The place where God lives
4. Something that can be heard
8. To say words, to use the voice
9. A building which people live in

HEAVEN
WIND
SOUND

SPIRIT
PENTECOST
FILL

FIRE
LANGUAGE
HOUSE

HOLY
SPEAK
AMAZED

THE ASCENSION AND PENTECOST

Spot 8 differences between the two pictures.



Dear God,

82

Thank you for sending your Holy Spirit to be with us and giving us strength and power. We have the same Spirit in us today!



Thank you for the Good News that has gone out throughout the whole world for so many hundreds and thousands of years. We have heard it, and we believe it. Help us now to tell others.

We ask these things in Jesus' Name. Amen.

Fired-Up About Jesus!



TODAY'S WORD



I'm Thankful for...




My Prayer:



What God Said:


Today I learned...

84



Sizzlin' Science!

Ms. Deidre Ricketts



Lava Lamps and the Holy Spirit



Materials You Will Need:

Dish soap
Vegetable oil
Water
Alka-Seltzer tablet
Corn syrup
Food coloring

Optional Items:

Glitter
Pony tail beads



You are the best!



Local teacher wins the 2019 Elementary Science Teacher Award

our Very Own
Ms. Deidre!



Congratulations!!!



Write your name on the line.

matters.



We Are All Different***

88

Parents, please discuss and complete this page with your child.

"The Sneetches"



1. How did the *Star-bellied Sneetches* treat those with no stars?

2. How did the *Plain-bellied Sneetches* feel?

3. Who came to "help" the *Sneetches* get the stars and remove stars?

4. Was McBean really helping the *Sneetches*? Why?

5. What happened when all the *Sneetches* continued to go in and out of the machines?


6. What did the *Sneetches* learn and how did they change?

7. What can we learn from the *Sneetches*?

8. Can you list some things that make us different?

9. What things make us special?

10. What do you have that no-one else has? What can you do that is special?



With My Own Two Hands



; totally
matter

I can change the world
With my own two hands.

YOU
matter
for
GOD

Make a better place
With my own two hands.

Make a kinder place
With my own two hands.



How can you make the world a better place with your own two hands?



SNACK TIME

VBS Fun Family Snacks and Recipes





Here is a cool yummy cupcake to make with your parents for our the Bible lesson of Moses and the burning bush!

Here's how to make them...

- cupcakes
- vanilla frosting
- yellow and red food coloring (or pre-colored icing!)
- decorating bag
- star tip



Next, divide the vanilla frosting evenly among three bowls. Tint one bowl red, one bowl yellow, and one bowl orange by combining red and yellow food coloring!



First, bake whatever flavor of cupcakes you'd like according to package directions and let them cool completely.

Now comes the tricky part. You will fit the star tip in the decorating bag and then load the bag with the three colors. To do this, use an icing spatula or butter knife to scrape each color of frosting down into the bag and up the inside in a thick stripe. When you're finished, you should have three sections of frosting inside the bag. Do not worry if some of one color gets onto another color. As long as there are three distinct colors inside the bag, it will work!



Continue piping "flames" all over the surface of the cupcake. Make some longer and some shorter. Pipe some on top of others. Enjoy!



Edible candles!

You need as many strawberries as you need candles because you will be using the middle part for the flame. Choose bananas that are as straight as possible.



Cheese curls make great tongues of fire!



Mixed peppers with ranch dressing or sour cream!



"Fresh Fire...New Oil" A Family Experience

Vacation Bible School



This certificate certifies that

Participated in Virtual Vacation Bible School 2020

The Windsor Village Church Family

on the 16th month of July in the year of 2020

Leona Ellis, Director of Children's Ministry

VBS Director, Lorna Patterson



"And I will pray the Father, and He will give you another Helper, that He may abide with you forever." John 14:16